

Vytautas Magnus University Alumni Survey Results: Studies from the Alumni Perspective

June, 2020



VYTAUTO
DIDŽIOJO
UNIVERSITETAS
MCMXXII

Išsilavinimas 360°



Survey purpose and respondents

The survey of alumni was conducted in June, 2020.

The goal was to identify the opinion of Vytautas Magnus University (VMU) alumni about studies and their preparation for professional activities.

Respondents: VMU alumni of the year 2019 who studied in bachelor, master, integrated and professional study programmes. Respondents were surveyed one year after their graduation.

580 alumni (18.72% of VMU alumni) completed the survey – 315 of bachelor, 225 master, 17 integrated and 23 professional studies' alumni.

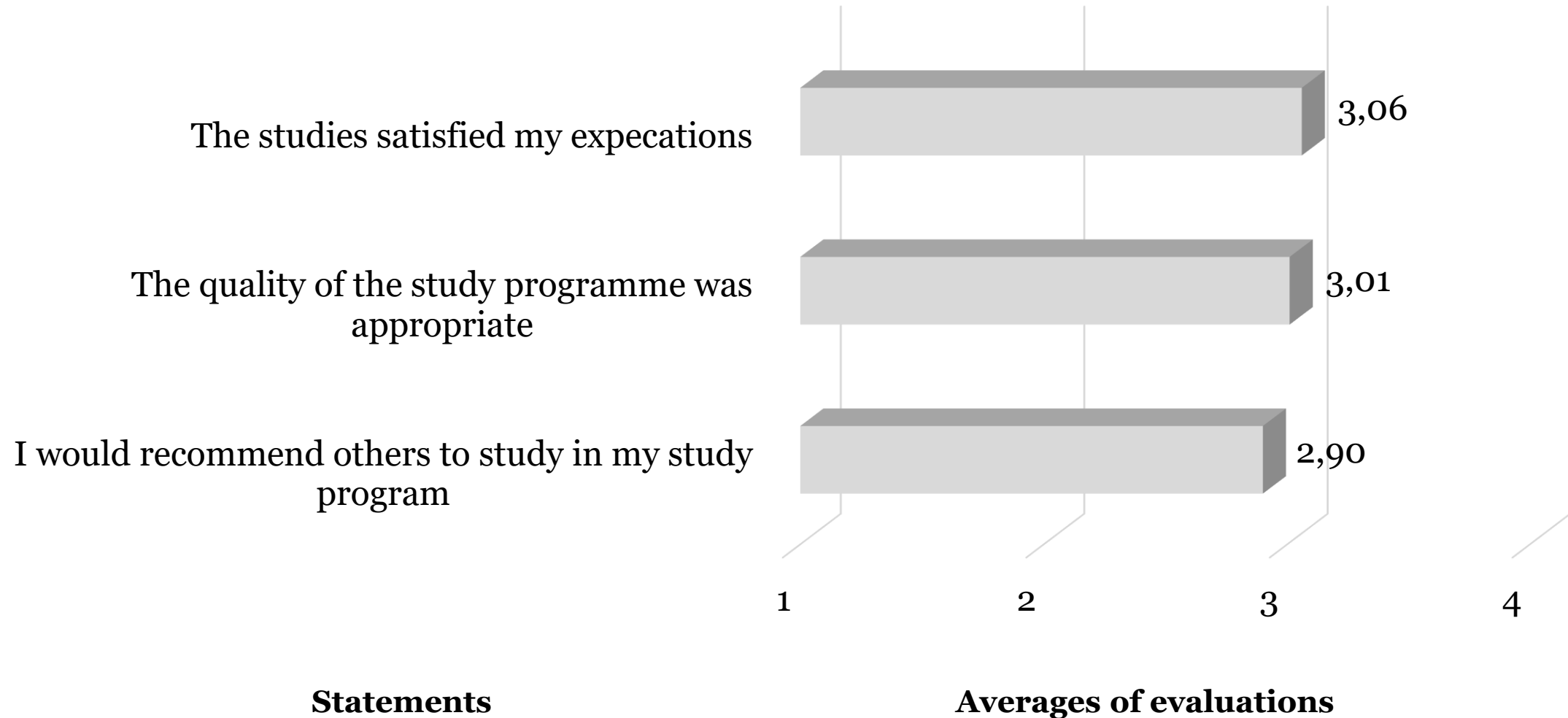
The respondents' answers about their studies are presented below.

Respondents in faculties / academies

Faculty / academy	Number of respondents	Number of alumni	Percentage of surveyed alumni %
Faculty of Economics and Management (EVF)	40	256	15,63
Faculty of Natural Sciences (GMF)	60	170	35,29
Faculty of Humanities (HMF)	58	202	28,71
Faculty of Informatics (IF)	18	67	26,87
Faculty of Catholic Theology (KTF)	11	44	25,00
Faculty of Arts (MF)	18	159	11,32
Music Academy (MA)	6	60	10,00
Faculty of Political Science and Diplomacy (PMDF)	35	281	12,46
Faculty of Social Sciences (SMF)	37	190	19,47
Faculty of Law (TF)	28	116	24,14
Education Academy (SA)	113	754	14,99
Agriculture Academy (ZUA)	156	799	19,52
In total:	580	3098	18,72

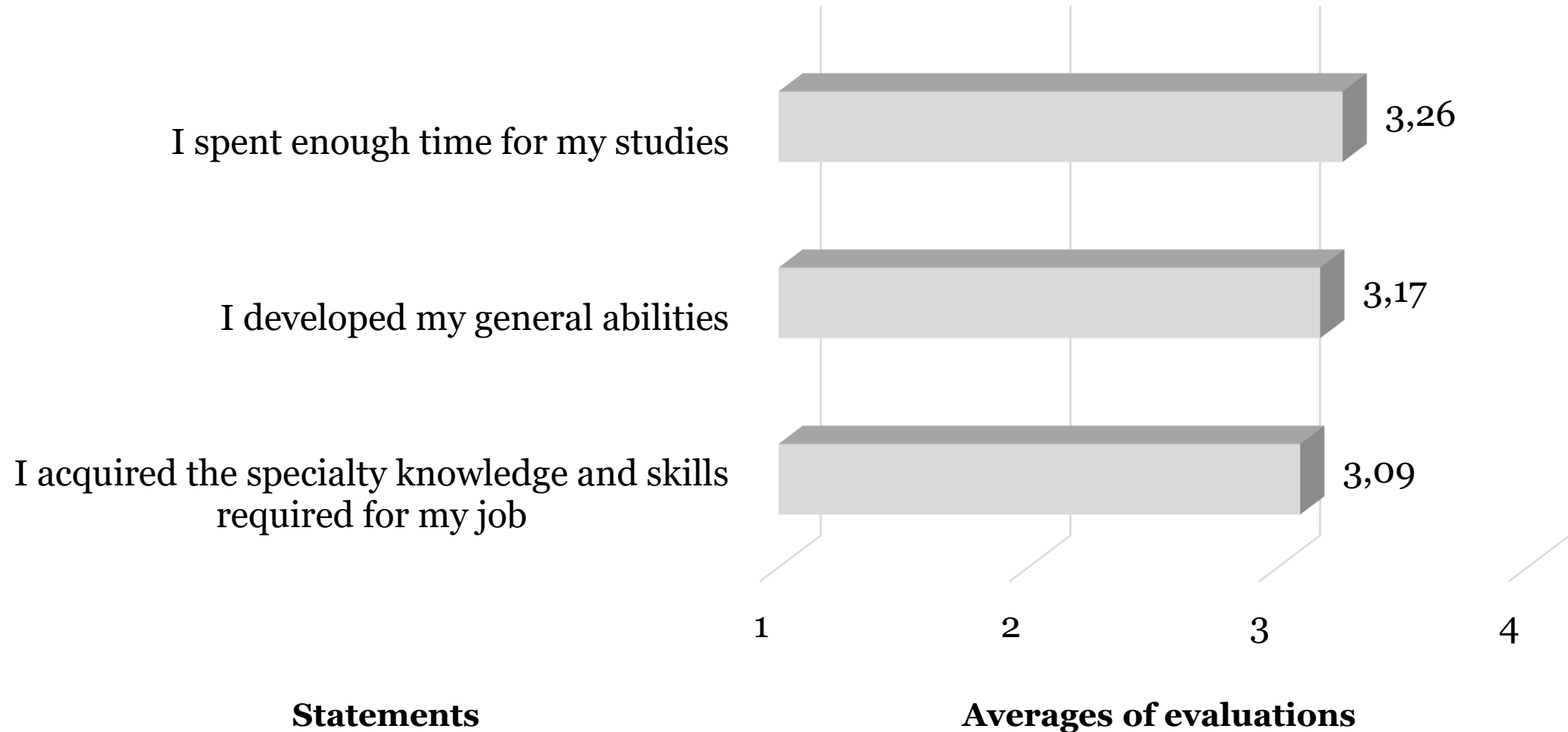
Generalised evaluation of studies

Scale: agree – 4, rather agree than disagree – 3, rather disagree than agree – 2, disagree – 1, I do not know, hard to say (o) – eliminated.



Developed skills and time spent for studies

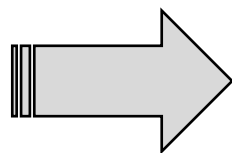
Scale: agree – 4, rather agree than disagree – 3, rather disagree than agree – 2, disagree – 1, I do not know, hard to say (o) – eliminated.



Evaluation of studies in faculties / academies

Faculty/ academy Statements	KTF	SMF	EVF	SA	TF	ZUA	GMF	HMF	MF	P MDF	IF	MA
	Averages of evaluations based on the statements provided (scale from 1 to 4)											
In general, the quality of the study programme was appropriate	3,45	3,22	3,11	3,08	3,04	3,03	2,98	2,98	2,82	2,65	2,56	1,80
I developed my general abilities	3,36	3,31	3,22	3,18	3,22	3,17	3,24	3,12	3,24	3,00	2,94	2,00
The studies satisfied my expectations	3,27	3,25	3,11	3,20	3,11	3,12	3,14	2,95	2,61	2,45	3,00	1,83
I spent enough time for my studies	3,27	3,22	3,26	3,32	3,15	3,34	3,32	3,21	3,00	3,29	2,65	3,17
I would recommend others to study in my study programme	3,27	3,09	3,08	3,09	2,77	2,99	2,95	2,69	2,50	2,32	2,53	1,40
I acquired the specialty knowledge and skills required for my job	3,20	3,24	3,03	3,20	3,18	3,18	3,18	2,88	2,83	2,63	3,12	1,67

What did you like the
most about studying
at VMU?



Teachers' professionalism and cooperation with students.

Well-organized classes, interesting lectures.

Flexible schedule, possibility to choose study courses and their time.

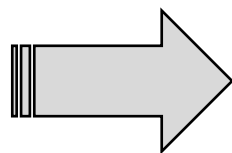
Interesting optional study courses.

Conditions for learning various foreign languages.

Interesting study internship.

Pleasant atmosphere at the university.

What did you missed
the most about
studying at VMU?



Practices and workshops.

Some lecturers' preparation for study classes, involvement and motivation of students.

More explicit study guidelines, better feedback for students.

More specialized (group C) study courses.

More time for language classes.

Better infrastructure, study materials and equipment (more comfortable classrooms, canteens, renovated dormitories).

More precise information about career opportunities.

THANK YOU
FOR YOUR COOPERATION

kokybe@vdu.lt