

# Vytautas Magnus University Alumni Survey Results: Studies from the Alumni Perspective

June-July 2021



VYTAUTO  
DIDŽIOJO  
UNIVERSITETAS  
MCMXXII

Išsilavinimas 360°



# Survey purpose and respondents

The survey of alumni was conducted in June and July 2021.

The goal was to identify the opinion of Vytautas Magnus University (VMU) alumni about studies and their preparation for professional activities.

Respondents: VMU alumni of the year 2020 who studied in bachelor, master, integrated and professional study programmes. Respondents were surveyed one year after their graduation.

The respondents' answers about their studies are presented below.

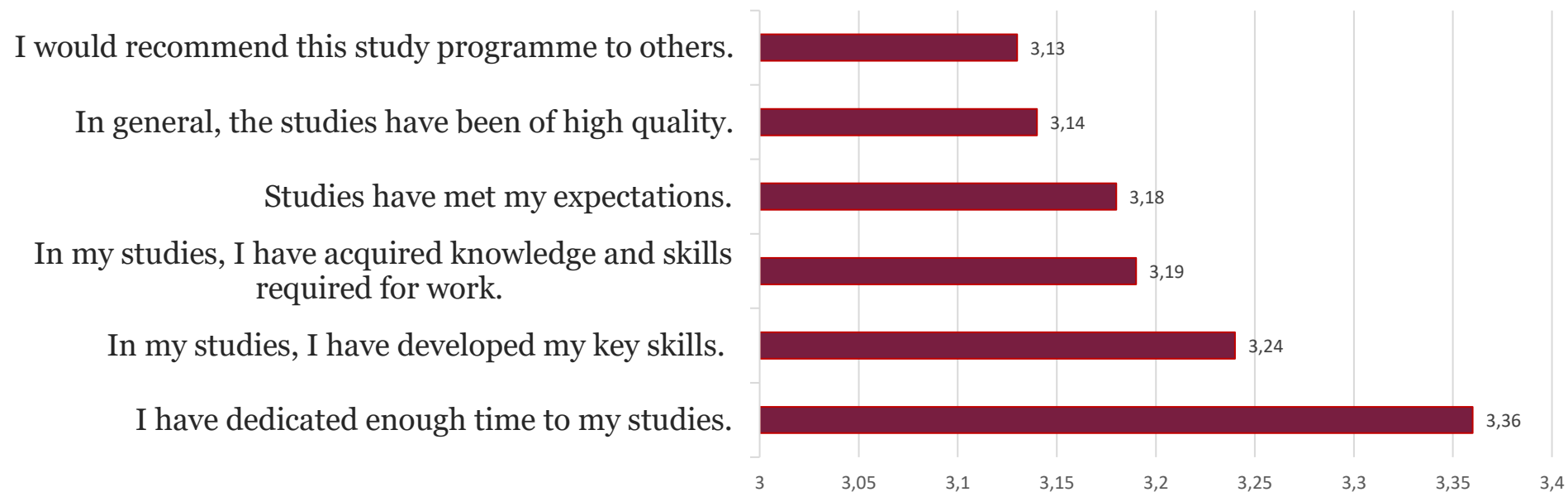
335 alumni (12,23% of VMU alumni) completed the survey – 175 of bachelor, 145 master, 13 integrated and 2 professional studies' alumni.

# Respondents in faculties / academies

| Faculty / academy                                 | Number of respondents | Number of alumni | Percentage of surveyed alumni % |
|---|-----------------------|------------------|---------------------------------|
| Faculty of Economics and Management (FEM)         | 41                    | 271              | 15,13                           |
| Faculty of Natural Sciences (FNS)                 | 2                     | 171              | 1,17                            |
| Faculty of Humanities (FH)                        | 27                    | 205              | 13,17                           |
| Faculty of Informatics (FI)                       | 8                     | 58               | 13,79                           |
| Faculty of Catholic Theology (FCT)                | -                     | 25               | 0                               |
| Faculty of Arts (FA)                              | 20                    | 136              | 14,39                           |
| Music Academy (MA)                                | 7                     | 80               | 8,75                            |
| Faculty of Political Science and Diplomacy (FPSD) | 6                     | 216              | 2,78                            |
| Faculty of Social Sciences (FSS)                  | 53                    | 183              | 28,96                           |
| Faculty of Law (FL)                               | 26                    | 113              | 23,01                           |
| Education Academy (EA)                            | 3                     | 475              | 0,63                            |
| Agriculture Academy (AA)                          | 142                   | 806              | 17,62                           |
| <b>In total:</b>                                  | <b>335</b>            | <b>2739</b>      | <b>12,23</b>                    |

# Generalised evaluation of studies

Scale: agree – 4, rather agree than disagree – 3, rather disagree than agree – 2, disagree – 1, I do not know, hard to say (o) – eliminated.



**Statements**

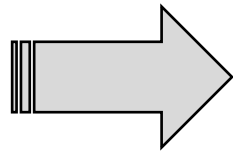
**Averages**

# Evaluation of studies in faculties / academies\*

| Faculty / academy  | Evaluation of all respondents  | FEM  | FH   | FI   | FA   | FSS  | FL   | AA   |
|--|--|------|------|------|------|------|------|------|
| <b>Statements</b>  | Averages of evaluations based on the statements provided (scale from 1 to 4) |      |      |      |      |      |      |      |
| I have dedicated enough time to my studies.                            | 3,36   | 3,20 | 3,59 | 3,63 | 3,15 | 3,55 | 3,16 | 3,31 |
| In my studies, I have developed my key skills.                         | 3,24   | 3,35 | 3,30 | 3,29 | 2,79 | 3,36 | 3,24 | 3,21 |
| In my studies, I have acquired knowledge and skills required for work. | 3,19   | 2,98 | 2,92 | 3,29 | 2,72 | 3,33 | 3,31 | 3,26 |
| Studies have met my expectations.                                      | 3,18   | 3,17 | 3,11 | 3,00 | 2,45 | 3,34 | 3,31 | 3,24 |
| In general, the studies have been of high quality.                     | 3,14   | 3,18 | 3,04 | 3,29 | 2,50 | 3,36 | 3,40 | 3,11 |
| I would recommend this study programme to others.                      | 3,13   | 3,03 | 3,12 | 3,29 | 2,42 | 3,32 | 3,21 | 3,17 |

\*Answers are provided when the percentage of respondents is 10 and more.

What did you like the most about studying at VMU?



“Teachers’ sincerity, flexibility, understanding, professionalism.”

“Teachers’ attitude towards students, communication and cooperation between teachers and students.”

“Informal environment, opportunity to combine studies and work, support of the University community.”

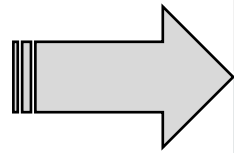
“Focus on international students.”

“Wide choice of foreign language courses, the opportunity to compile your own schedule of classes.”

“Quality of teaching, study schedule, excellent study environment.”

“Information gained in courses and plenty of sources that allowed me to deepen my knowledge.”

What did you missed  
the most about studying  
at VMU?



“Lack of practical skills – too much theory and too few practical tasks.”

“Real practice, case studies rather than simulative ones.”

“To update information in the courses, as in some cases the material has already been outdated / changed.”

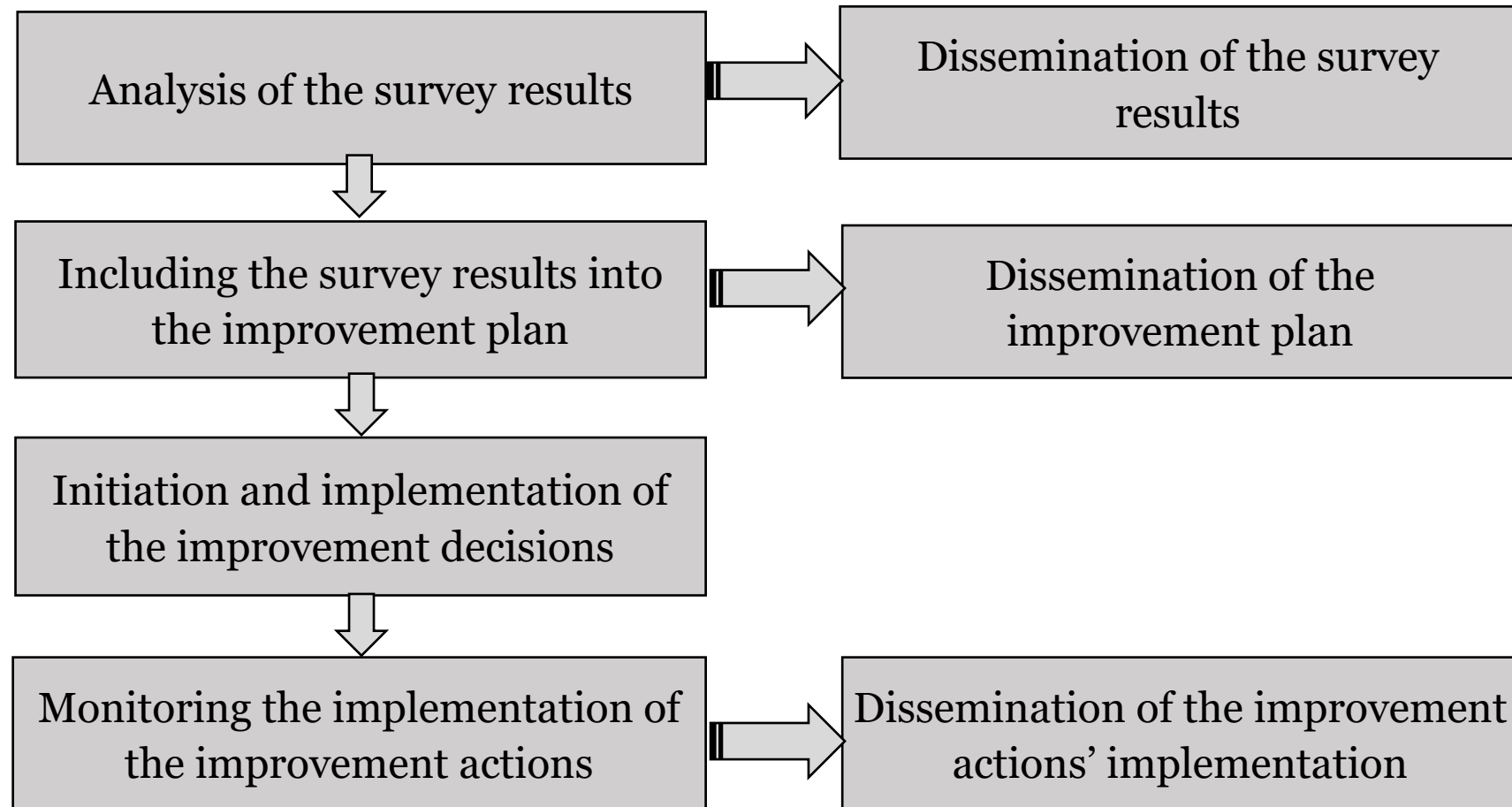
“Visiting teachers and invited guest speakers.”

“Teachers-practitioners who could share their experience during studies.”

“There was a lack of information about career opportunities.”

“Lack of appropriate equipment (computers), a sufficient quantity of textbooks in the library and renovated dormitories.”

# Using the Survey Results: The Role of the Study Programme Committee (Field Committee)





THANK YOU  
FOR YOUR COOPERATION

[kokybe@vdu.lt](mailto:kokybe@vdu.lt)